



i218-LT Long Throw Line Array



APPLICATIONS

Live Sound Reinforcement
Entertainment Venues
Houses of Worship
Cruise Ships
Stadiums / Arenas
Night Clubs

FEATURES

Three-Way Active
Max Output 146.5 dB
38Hz to 18kHz Response
LF Devices: (2) 18 in. (457.2mm)
MF Devices: (6) 6 in. (152.4mm)
HF Devices: (8)
Exit: 1.4 in. (35.6mm)
Voice Coil Diam: 2.5 in. (63.5mm)
90° H x 2.5° V Coverage
Integral Bimodal Rigging
Durable Polyurea Coating
EP-8 Connector

GENERAL DESCRIPTION

The Clair Brothers i218-LT (Long Throw) changes the way concert sound reinforcement is applied in the largest venues around the world. Built on the extremely successful i218-M, large format line array platform, the Long Throw packs (8) 1.4" exit (2.5" voice coil diameter) compression drivers in a mid-high module with 90° of horizontal coverage and only 2.5° of vertical dispersion.

The high frequency section offers a solution to the problems of energy density maximization and power compression minimization. This much energy focused in such a tight pattern yields a box that projects intelligibility to the furthest corner of any venue.

Designed to be flown in blocks of four to six cabinets at the top of an array of i218-M cabinets, the LT seamlessly extends the capability of the i218 System. Integral i218 bimodal rigging allows for industry leading high resolution angular adjustment in the vertical plane.

Rigging angle prediction is easily done via industry standard EASE GLL file format for array simulation. The LT top grid is also designed to

provide more up-tilt options in order to project the sound to its longest capacity.

Truly a revolutionary device, the i218-LT is the ideal complement to the i218 system. The combination of i218-LT and i218 delivers the ability to cover more area with less equipment and better sound quality. As with all Clair Brothers speaker products, the i218-LT is constructed with the finest Baltic birch plywood and finished with a durable polyurea coating to withstand the most demanding conditions.

OPTIONS & ACCESSORIES

i218-M – Mobile Model (see i218-M Spec Sheet)

Proprietary DSP + Amplification Rack Packages

Accessories:

Soft Cover and Dolly Transport

i218-M + i218-LT – System Packages Available

Custom Colors Available

i218-LT Long Throw Line Array



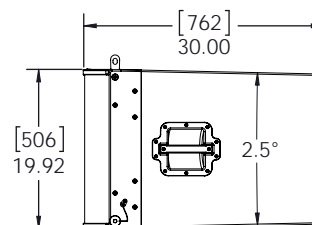
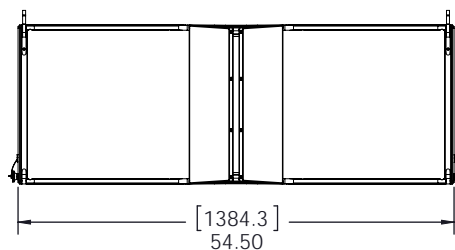
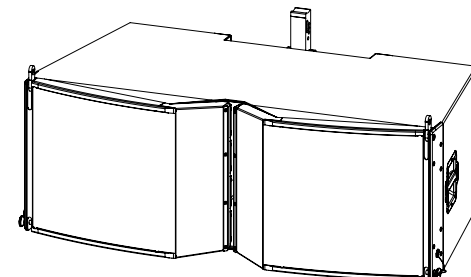
AUDIO SPECIFICATIONS

Loudspeaker Type	Line Array Element	Three-Way Active
Frequency Response (+/- 2dB)	Single Cabinet	38Hz–18kHz
Recommended Power Amplifier	LF MF/HF	2000–4000W @ 8 Ohms 1000–2000W @ 8 Ohms
Sensitivity (1 Watt @ 1 Meter)	LF MF HF	103.9 dB SPL 110.3 dB SPL 110.5 dB SPL
Maximum Output	Bandpass Dependent Peak Cont.	146.5 dB SPL 142 dB SPL 139 dB SPL
Drivers	LF MF HF	(2) 18 in. (457.2mm) (6) 6 in. (152.4mm) (8) Exit: 1.4 in. (35.6mm) Voice coil diameter: 2.5 in. (63.5mm)
Nominal Impedance	LF MF HF	2 x 8 Ohms 5.3 Ohms 5.3 Ohms
Power Handling	LF MF HF	2800W 1080W 1280W
Dispersion		90° H x 2.5° V
Input Connection		(2) EP-8 Connectors (1 Male, 1 Female)

MECHANICAL SPECIFICATIONS

Enclosure	Shell Finish	18mm Baltic Birch Durable Polyurea Coating
Grille		Perforated Steel, Foam Backed
Dimensions	Front Height Rear Height Width Depth	19.92 in. (506.0mm) 18.77 in. (476.7mm) 54.50 in. (1384.3mm) 30.00 in. (762.0mm)
Weight		313 lbs. (141.9kg)
Shipping Weight		TBD

Note: All wattage figures are calculated using the rated nominal impedance.
Clair Brothers products are designed to perform optimally by utilizing factory recommended proprietary DSP settings.



i218-LT EP-8 Pin Configuration

Pin	Use	Pin	Use
1	Low 1 (-)	5	Mid (-)
2	Low 1 (+)	6	Mid (+)
3	Low 2 (-)	7	High (-)
4	Low 2 (+)	8	High (+)

ARCHITECT AND ENGINEER SPECIFICATIONS

The loudspeaker system shall be a three-way active, long throw line array component cabinet. The front of the enclosure shall be fitted with a 16 gauge perforated steel grille backed with foam. The system shall have an amplitude response of 38Hz to 18kHz (+/- 2 dB). The loudspeaker system shall be symmetrically loaded with two 18" woofers and six 6" midrange transducers. The low frequency drivers shall be 18" nominal diameter capable of handling 1400W of power as per AES Standard. The low frequency drivers shall each be mounted in independent tuned vented chambers. The mid/high frequency section shall be modular with each module containing one high frequency waveguide and two midrange transducers. The system shall contain three mid/high frequency modules. The midrange drivers shall be 6" nominal diameter capable of 240W of power as per AES Standard. The high frequency horn section shall be centrally located within the enclosure and shall feature eight 1.4" exit / 2.5" voice coil diameter compression drivers mounted to a waveguide and horn assembly that provides a 90° H x 2.5° V dispersion. The rigging shall be structurally integrated into the enclosure construction and shall permit the deployment of the cabinet into typical line array configurations. The loudspeaker enclosure shall be 18mm, 13-ply Baltic birch plywood. The cabinet shall be finished using a durable polyurea coating. The loudspeaker shall be 19.92" high x 54.50" wide x 30.00" deep and weigh 313 lbs. (141.9kg). The loudspeaker system shall be the Clair Brothers i218-LT speaker.

CLAIR BROTHERS • ONE CLAIR BOULEVARD • MANHEIM, PA 17545 • 717-665-4000 • WWW.CLAIRBROTHERS.COM

CBAS20140827

Due to constant research, development and improvements all specifications are subject to change without notice.

